

HP: 0.12–3

Frame: 56–100

RPM: 1800

Pole: 4

Volt: 115 & 230V

kW: 0.09–2.2



B3



B35



B34

STANDARD FEATURES

- Removable feet F1, F2, F0 field convertible (standard F0)
- 1.0 Service Factor 60Hz operation
- 18 Month warranty
- Conduit Box is 90° rotatable
- Compact lightweight design
- 1045 Steel shaft
- Surface finish:
 - Alkyd enamel RAL7024 - Graphite Gray
- Corrosion resistant hardware
- Cable gland fixed to connection box
- Solid State Switch
- Capacitor Start Capacitor Run
- Continuous (S1) duty
- Ambient temperatures up to 40°C
- Installation up to 1000 MASL (3300 ft.)
- Class F insulation
- Designed to Class B temperature rise

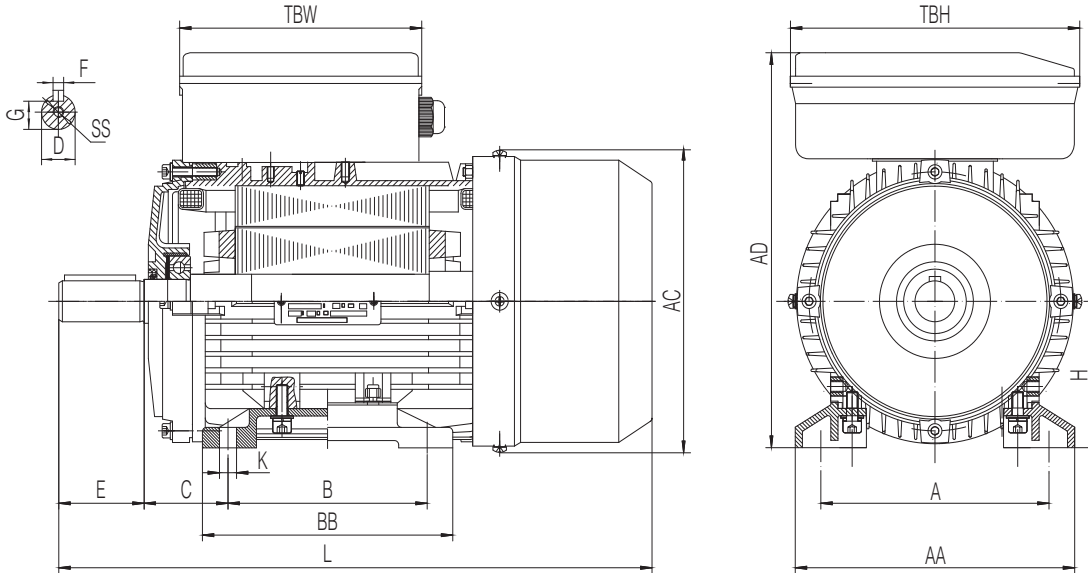


KW	HP	Volt.	MODEL NO. w/Ridge Base B3	List Price	MODEL NO. w/Ridge Base B5	List Price	MODEL NO. w/Ridge Base B14	List Price
0.09	0.12	115/208-230	BL1-AL-TF-56B3-4-B-C-.12	\$222	BL1-AL-TF-56B35-4-B-C-.12	\$278	BL1-AL-TF-56B34-4-B-C-.12	\$254
0.18	0.25	115/208-230	BL1-AL-TF-63B3-4-B-C-.25	\$270	BL1-AL-TF-63B35-4-B-C-.25	\$355	BL1-AL-TF-63B34-4-B-C-.25	\$317
0.25	0.35	115/208-230	BL1-AL-TF-71B3-4-B-C-.33	\$296	BL1-AL-TF-71B35-4-B-C-.33	\$411	BL1-AL-TF-71B34-4-B-C-.33	\$366
0.37	0.5	115/208-230	BL1-AL-TF-71B3-4-B-C-.5	\$326	BL1-AL-TF-71B35-4-B-C-.5	\$441	BL1-AL-TF-71B34-4-B-C-.5	\$396
0.55	0.75	115/208-230	BL1-AL-TF-80B3-4-B-C-.75	\$392	BL1-AL-TF-80B35-4-B-C-.75	\$520	BL1-AL-TF-80B34-4-B-C-.75	\$473
0.75	1	115/208-230	BL1-AL-TF-80B3-4-B-C-1	\$431	BL1-AL-TF-80B35-4-B-C-1	\$559	BL1-AL-TF-80B34-4-B-C-1	\$512
1.1	1.5	115/208-230	BL1-AL-TF-90SB3-4-B-C-1.5	\$544	BL1-AL-TF-90SB35-4-B-C-1.5	\$685	BL1-AL-TF-90SB34-4-B-C-1.5	\$645
1.5	2	115/208-230	BL1-AL-TF-90LB3-4-B-C-2	\$607	BL1-AL-TF-90LB35-4-B-C-2	\$748	BL1-AL-TF-90LB34-4-B-C-2	\$708
2.2	3	208-230	BL1-AL-TF-100LB3-4-B-B-3	\$785	BL1-AL-TF-100LB35-4-B-B-3	\$997	BL1-AL-TF-100LB34-4-B-B-3	\$926

Multiplier Code: IE

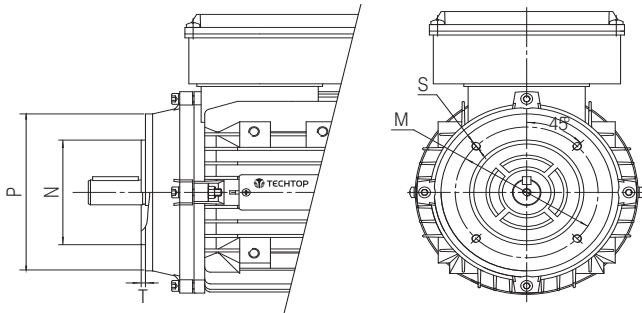
Foot Mount B3

Dimensions are in mm

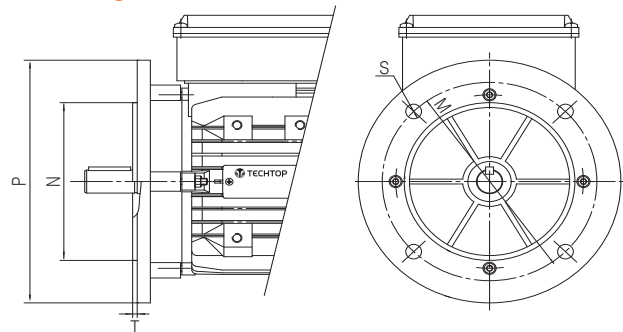


IEC FRAME	Foot Mounting					Shaft					General						
	H	A	B	C	K	D	E	F	G	SS	AA	BB	AC	AD	TBH	TBW	L
56	56	90	71	36	6	9	20	3	7.2	M3	109	91	115	171	93	121	189
63	63	100	80	40	7	11	23	4	8.5	M4	120	106	123	198	120	147	259
71	71	112	90	45	7	14	30	5	11	M5	136	108	147	216	120	147	274
80	80	125	100	50	9.5	19	40	6	15.5	M6	160	125	161	240	120	147	314
90S	90	140	100	56	9.5	24	50	8	20	M8	170	131	181	255	120	147	335
90L	90	140	125	56	9.5	24	50	8	20	M8	170	156	181	255	120	147	360
100L	100	160	140	63	11	28	60	8	24	M10	200	170	198	255	120	147	389

C-Flange B14/B14I



D-Flange B5/B5R



IEC FRAME	IEC B14 C-Flange Dimensions					B14R Reduced Kit	B14I Increased Kit
	M	N	P	T	S		
56	65	50	80	2.5	4-M5	--	--
63	75	60	90	2.5	4-M5	--	80
71	85	70	105	2.5	4-M6	63	80 or 90
80	100	80	120	3	4-M6	71	90
90	115	95	140	3	4-M8	--	100/112
100	130	110	160	3.5	4-M8	90	132

IEC FRAME	IEC B5 C-Flange Dimensions					B5R Reduced Kit	B5I Increased Kit
	M	N	P	T	S		
56	100	80	120	3	4-7	--	--
63	115	95	140	3	4-10	--	--
71	130	110	160	3.5	4-10	63	--
80	165	130	200	3.5	4-12	70	--
90	165	130	200	3.5	4-12	71	--
100	215	180	250	4	4-15	--	--